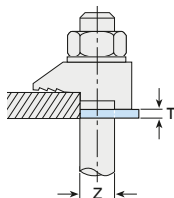


# Packing Pieces for Types A and B

These packing pieces are compatible with the Type A and Type B clamps and are used to increase the clamping range to suit flange thicknesses. Types A and B are available with three different tail lengths (short, medium or long) and the correct combination of packing pieces should be used.

## Packing Pieces

### Type CW

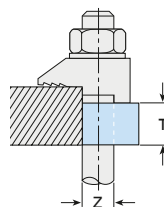


Mild steel, zinc plated or hot dip galvanised.

Product Code	Bolt Size Z	Dimension T (mm)
CW08*	M8	2
CW10	M10	2
CW12	M12	2.5
CW16	M16	3
CW20	M20	4
CW24	M24	4

\* CW08 is only available zinc plated.

### Type P1/ P2 short



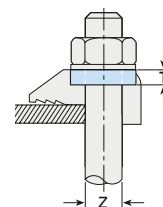
Mild steel, malleable iron, zinc plated or hot dip galv.

Product Code	Bolt Size Z	Dimension T (mm)
P1S08	M8	4
P1S10	M10	5
P1S12	M12	6
P1S16	M16	8
P1S20	M20	10
P1S24	M24	12

P2S10	M10	10
P2S12	M12	12
P2S16	M16	16
P2S20	M20	20
P2S24	M24	25

## Also Available

### Type W



Mild steel, malleable iron, zinc plated or hot dip galv.

Product Code	Bolt Size Z	Dimension T (mm)
W08	M8	4
W10	M10	5.5
W12	M12	6
W16	M16	8
W20	M20	10

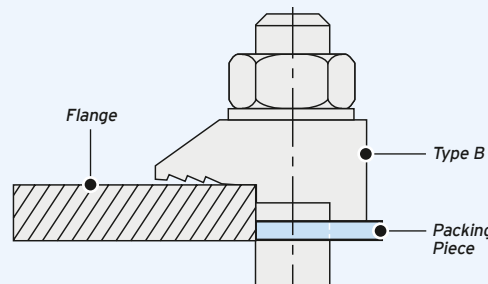
Note: The Type W is used to fill the recess in the Type A to convert it into a flat top clamp to enable the bolt head or nut to be rotated on a hardened washer.

## Tail Length / Packing Piece Combinations for Types A and B

Choose the correct Type A/B configuration for your application using the table below.

For example, a M24 Type A/B on a 26mm flange requires 1 x Type A/B short tail (S), 1 x Type CW (CW) and 1 x Type P1 short (P1S).

➔ For thicker flanges contact Lindapter.



Flange Thickness mm	M12				M16				M20				M24				
	A/B	CW	P1S	P2S	A/B	CW	P1S	P2S	A/B	CW	P1S	P2S	A/B	CW	P1S	P2S	
5	S	-	-	-	S	-	-	-	-	-	-	-	-	-	-	-	-
6	M	-	-	-	S	-	-	-	-	-	-	-	-	-	-	-	-
7	S	1	-	-	M	-	-	-	S	-	-	-	-	-	-	-	-
8	S	1	-	-	M	-	-	-	S	-	-	-	-	-	-	-	-
9	M	1	-	-	S	1	-	-	M	-	-	-	S	-	-	-	-
10	L	-	-	-	L	-	-	-	M	-	-	-	S	-	-	-	-
11	M	2	-	-	L	-	-	-	S	1	-	-	M	-	-	-	-
12	L	1	-	-	S	2	-	-	S	1	-	-	M	-	-	-	-
13	S	1	1	-	L	S	1	-	L	-	-	-	S	1	-	-	-
14	S	1	1	-	L	1	-	-	M	1	-	-	S	1	-	-	-
15	L	2	-	-	S	3	-	-	S	2	-	-	L	-	-	-	-
16	L	-	1	-	M	-	1	-	S	2	-	-	L	-	-	-	-
17	M	2	1	-	L	2	-	-	S	-	1	-	S	2	-	-	-
18	M	-	-	1	L	2	-	-	M	2	-	-	S	2	-	-	-
19	S	1	-	1	L	-	1	-	S	3	-	-	L	1	-	-	-
20	S	1	-	1	L	3	-	-	M	-	1	-	L	1	-	-	-
21	M	1	-	1	L	3	-	-	S	1	1	-	S	-	1	-	-
22	L	-	-	1	L	1	1	-	M	3	-	-	S	-	1	-	-
23	S	-	1	1	L	1	1	-	L	-	1	-	M	-	1	-	-
24	M	-	1	1	M	-	-	1	M	1	1	-	M	-	1	-	-
25	S	1	1	1	L	2	1	-	S	2	1	-	S	1	1	-	-
26	S	1	1	1	L	2	1	-	S	2	1	-	S	1	1	-	-
28	L	-	1	1	S	2	-	1	M	2	1	-	L	-	1	-	-
30	M	-	-	2	L	1	-	1	M	-	-	1	S	2	1	-	-

A/B = Type A/B S = A/B short M = A/B medium L = A/B long CW = Type CW P1S = Type P1 short P2S = Type P2 short